

Students PROFILE Checklist & Guide

Student Name: _____

Step 1: Log In to The AET

Go to <http://www.theaet.com>, and sign in by choosing:



Information needed is:

- ✓ **Chapter Number:** A two-digit state abbreviation "+" FFA Chapter number.
Example, TX0765
- ✓ **Username:** Typically first initial and last name, but your teacher will provide.
Example, TMurphy for Tim Murphy.
- ✓ **Password:** At first, this is the same as your username. A custom password can be created in the Student profile.

Student Login Information		
Our Chapter Number is: _____	My username is: _____	My password is: _____

Step 2: CHOOSE PROFILE: Complete **About You, Your Activities & Your Interest** - Check off these important steps as you complete each one (a,b,c...)!

Student Profile

About You Manage/Edit your personal profile and password Record your school Ag class schedule Manage your Resume information	Your Activities Experience Manager (SAE) Enter your FFA offices Enter your FFA committee memberships JudgingCard event results	Your Interests Choose your agriculture career pathway Explore your educational and career interests
--	---	--

ABOUT YOU SECTION:

- ⚙️ a. Manage/Edit your personal profile & password – this is an important step to complete all sections.

Roger Hanagriff

Chapter: National FFA/SAE Test Account w/AET
 FFA Member Number:
 Profile Complete for FFA Membership: **100%**

Password: Reset

Profile Pic: Upload

Demographics EDIT

Birthdate: -
 HS Graduation: June 2017
 Shirt Size: -
 Gender: Male
 Race: White, Non-Hispanic
 Ethnicity: Non-Hispanic
 Residence: -

Mailing Address EDIT

Address: 198 Pool Rd
 City, State, Zip: Richards, TX 77873-4183

Contact Information EDIT

Email: rhanagriff@gmail.com
 Home Phone: 9366614163
 Cell Phone: 9366614163

Parents/Guardians EDIT

Your goal is 100% complete, so do all required sections

Choose "edit" and complete all sections

Choose "edit" and enter your complete address

Enter a New Address

198 Pool Rd, Richards TX 77873
 198 Poole Rd, Mcalester OK 74501
 198 Devils Pool Rd, Ridgedale MO 65739
 198 Jack Pool Rd, Riegelwood NC 28456

[Enter address manually](#)

Choose "edit" and complete contact information & verify your email address

Edit Contact Information

* Email Address: ✔


Home Phone:


Cell Phone:

Save Cancel


Students PROFILE Checklist & Guide

*once complete choose PROFILE and continue to the next section


 __ b. Record your class schedule - through choosing “add a class” and is essential to keep records! If your class is not listed, be sure to ask your teacher to setup their courses

 __ c. Manage your Resume information – The resume builds from record book information, but be sure to list (1) accomplishments or certifications, (2) career objective and (3) references


YOUR ACTIVITIES SECTION:


 __ d. Experience Manager (SAE) – This is where SAEs are developed; see “*Selecting an SAE and Creating the Experience*” Guide for details

 __ e. Enter your FFA Offices – List your leadership in FFA

 __ f. Enter your FFA committee memberships – List leadership committee involvement and work on your chapters POA




YOUR INTEREST SECTION:

 __ g. Choose your agricultural career pathway – Select Ag Careers that interest you, and rank them on the right side.

 __ h. Explore Careers – Select your career interest and includes all employment areas to explore your long-term career goals. You can also rank them on the right side menu.

Each of these maybe grades, so be complete and share your results with your teacher



About You

-  Manage/Edit your personal profile and password
-  Record your school Ag class schedule
-  Manage your Resume information

Your Activities

-  Experience Manager (SAE)
-  Enter your FFA offices
-  Enter your FFA committee memberships
-  JudgingCard event results

Your Interests

-  Choose your agriculture career pathway
-  Explore your educational and career interests



What is next?

1. Learn more about SAEs through www.exploresae.com and choose the SAE that is right for you and your educational/career interest
2. Learn more about your SAE project setup and records in student help (part of your AET system)
3. Track your time experiences in the JOURNAL and any monetary investment in the FINANCES section.

You are Ready for Records!